



Architectural Authenticity.
Unparalleled Performance.





A-SERIES
WINDOWS & DOORS

Create Distinction.

Whether you're looking for traditional or contemporary style, or anything in between, you'll find it in the Andersen Architectural Collection.

A-Series windows and doors, as part of the Architectural Collection, were designed in tandem with architects to provide authentic architectural style to the very last detail.

Beyond delivering the style you want, A-Series products are our best performing, most energy efficient windows and doors offering you confidence and peace of mind.

With A-Series windows and doors it has never before been so easy to dream, easy to understand your options and easy to select the windows and doors that fit not just your home, but also your vision.

For more information, visit andersenwindows.com/a-series.



A-Series casement and transom windows with White interior and exterior; White contemporary folding hardware.



A-SERIES

WINDOWS & DOORS


Architectural Style Made Easy.

Andersen® windows and doors make it easy to achieve architectural authenticity in virtually any home style you desire. This industry-leading, innovative approach is based on the style of home you want to create rather than on a type of window or door. The result is a series of windows and doors carefully designed with authentic architectural style in mind. Every sash, every piece of hardware and every accessory easily comes together to allow you to create the home style you're after.





A-Series casement, picture and transom windows and Frenchwood® inswing patio door with White interior and exterior; White contemporary folding hardware.



Flat exterior trim with cornice head, color: Canvas

Frame exterior color: Sandtone

Sash exterior color: Cocoa Bean



Interior finishes: Choose from 6 interior wood species and a variety of factory stain and paint options to compliment any look.

Exterior colors: With 11 different colors, you can mix and match sash, frame and trim to achieve hundreds of combinations.



CRAFTSMAN BUNGALOW

An Authentic Innovation for Authentic Style.

Your home's architectural style says a lot about you. A-Series products allow it to speak with authenticity and clarity.

That's why Andersen has created the Home Style Library. This first-of-its-kind collection of Pattern Books provides detailed illustrations and extensive descriptions of each style, with an emphasis on window and door options. From basic designs and building materials to window proportions and hardware finishes, our library will show you how to bring architectural authenticity to whichever style of home you prefer.



American Farmhouse

HOME STYLE LIBRARY PREVIEW

The Home Style Library includes classically recognized architectural styles. To view our complete Home Style Library, visit andersenwindows.com/stylelibrary.



THE ELEMENTS OF STYLE


Each home featured in our Home Style Library contains suggested combinations of Andersen® A-Series windows, doors, hardware, exterior trim and color palettes that are authentic to that home's architectural style.

The A-Series product combinations shown here were selected with the help of leading architects to create the Craftsman Bungalow home shown to the left.

Tall fractional with simulated check rail grille pattern

A-Series casement window: Dark Bronze

Flat exterior trim with extended sill nose: Prairie Grass



A-SERIES STYLE RECOMMENDATIONS

EXTERIOR COLOR




Prairie Grass/Dark Bronze

INTERIOR STAIN



Espresso

HARDWARE



Window:
Traditional Folding Handle

Patio Door:
Albany

Finish:
Black



Prairie



Industrial Modern



Cape Cod



Tudor



Ranch



Spanish Colonial Revival



Georgian/Federal



Shingle

A-SERIES

WINDOWS & DOORS

Unmatched Performance. Unmatched Peace of Mind.



ENERGY-SAVING GLASS FOR ANY CLIMATE.

Andersen makes windows and doors with options that make them ENERGY STAR® v. 6.0 certified throughout the United States.

Visit andersenwindows.com/energystar for more information and to verify that the product with glass option is ENERGY STAR certified in your area.

RIGOROUSLY TESTED.

A-Series products have been exposed to extremes, going from temperatures duplicating the cold of Alaska winters to the heat of Death Valley summers, three times a day, day after day. They came through it all beautifully.

NEVER NEEDS PAINTING.

Exteriors won't flake, rot, blister, peel, pit or corrode,* so they're virtually maintenance free. Plus they hold their original vibrant colors.*



OWNER2OWNER® LIMITED WARRANTY

Most other window and door warranties end when a home is sold, but our coverage — 20 years on glass, 10 years on non-glass parts — transfers from each owner to the next. And because it is not prorated, the coverage offers full benefits, year after year, owner after owner.* So it adds real value when you decide to sell your home.

BUILT FOR YEARS TO COME.*

A-Series windows and doors are built strong to last long.* We use the right materials in the right places, including solid wood, fiberglass and our own Fibrex® composite material. These give A-Series products superior strength, stability and long-term beauty.

KEEPS THE WEATHER OUT.

With their weather-resistant seals, A-Series windows and doors can stand up to eight inches of rain per hour and hurricane-force winds.** Double-hung windows feature a dual-bulb seal, and casement windows use "refrigerator" style gaskets to help keep air and water out.



Andersen® A-Series products are available with impact-resistant glass and structural upgrades to meet the tough building codes of hurricane-prone coastal areas. See your local building code official for specific requirements. Visit andersenwindows.com/coastal for more information.

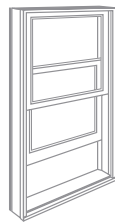
*Visit andersenwindows.com/warranty for details.

**Andersen A-Series double-hung window tested to AAMA/WDMA/CSA 101/I.S.2 A440-08 & -11 PG50.

A-Series Windows

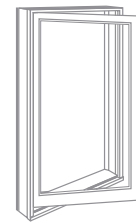


When choosing windows and doors, you'll want to consider the style of the home you'd like to create as well as how you'd like the windows and doors to operate. With Andersen® A-Series products, you have the choices you need for a beautiful blend of both form and function.



DOUBLE-HUNG WINDOWS

A double-hung window has two vertically sliding sash (glass panels) in a single frame. Double-hung windows lift open while remaining flush with the wall, making them ideal around patios, decks and walkways. Both top and bottom sash tilt in for easy cleaning.



CASEMENT WINDOWS

Casement windows are hinged windows that open outward to the right or to the left. They're common above kitchen sinks and give you the flexibility to group in stunning combinations.



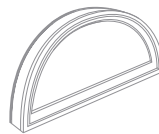
AWNING WINDOWS

Awning windows are hinged at the top and open outward. They catch breezes from the left or right and are often used above, below or alongside stationary windows.



VENTING & STATIONARY TRANSOM WINDOWS

Venting transom windows are hinged at the top and open outward. They can be used in window combinations or placed above doors to let light and fresh air into a room while adding style and curb appeal. Stationary transom windows share all the characteristics of venting transom windows but do not open for ventilation.



SPECIALTY WINDOWS

Specialty windows are stationary (non-opening) windows characterized by their special shapes, including curves and dramatic angles. They can make a signature statement in your home or provide a delicate lighting accent.

A-Series Frenchwood® Patio Doors



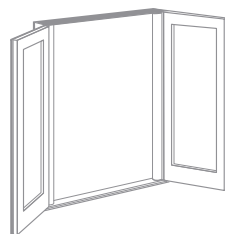
FRENCHWOOD® GLIDING PATIO DOORS

These doors have at least one door panel that glides smoothly past another door panel to save room where you need it – inside or out. Available in two-, three- and four-panel configurations.




FRENCHWOOD® HINGED INSWING PATIO DOORS

Hinged inswing patio doors open in the interior of your home, saving room for smaller exterior areas such as balconies, patios and decks. Available with one, two or three panels.



FRENCHWOOD® HINGED OUTSWING PATIO DOORS

With panels that open outward, these doors give you more usable space inside your home. Available with one or two panels.




FRENCHWOOD® TRANSOMS & SIDELIGHTS

Transoms go above a door while sidelights flank one or both sides of the door. Alone or combined, they can turn your doorway into a focal point while letting more natural light into your home's entryway.

EXTERIOR COLOR AND TRIM OPTIONS

A-Series double-hung, casement and transom windows and Frenchwood® outswing patio doors. Specified equal light grille pattern.



The Exterior of Your Home Is the Face It Presents to the World.

With Andersen® A-Series windows and doors, you have the colors and exterior trim choices you need to make not only your windows, but your entire home look the way you've always envisioned.



EXTERIOR COLORS



Select any combination of colors shown here for your exterior frame, sash and trim.

EXTERIOR TRIM THAT FITS WINDOWS, PATIO DOORS AND YOUR VISION.

Exterior trim adds a finishing touch to your windows and is often essential in achieving authentic architectural style. You can match the color of your windows or doors, or complement them with a different color. Durable A-Series exterior trim is low maintenance and never needs painting.



- Flat exterior trim with cornice head, color: Canvas
- Frame exterior color: Sandtone
- Sash exterior color: Cocoa Bean

EXTERIOR TRIM STYLE OPTIONS

Examples of trim shown on double-hung windows with Sandtone color.



2" brick mould
shown in Canvas



3 1/2" or 4 1/2" flat
shown in Terratone



3 1/2" or 4 1/2" flat with extended top
shown in Red Rock



3 1/2" or 4 1/2" flat with decorative drip cap
shown in Forest Green



3 1/2" or 4 1/2" flat with 2" cornice top
shown in Prairie Grass



3 1/2" or 4 1/2" flat with 3 5/8" cornice top
shown in White

EXTERIOR TRIM SILL OPTIONS



2" brick mould with extended sill nose
shown in Terratone




3 1/2" or 4 1/2" flat
shown in Sandtone



3 1/2" or 4 1/2" flat with extended sill
shown in White



3 1/2" or 4 1/2" flat with extended sill nose
shown in Prairie Grass



Inner Beauty

A-Series picture windows and Frenchwood® inswing patio doors with White interior and exterior; Yuma hinged door hardware in Distressed Nickel.

You Shouldn't Need a Mirror to See Yourself in Your Home.

A-Series windows and doors provide you with a wide palette of wood species, finishes and painted options to help you bring your personality and taste to every room throughout your house.

INTERIOR WOOD SPECIES OPTIONS



Pine Maple Oak



Vertical Grain Douglas Fir Cherry Mahogany*

STAINED INTERIOR OPTIONS

Shown on pine. Available on pine, maple and oak only.




Clear Coat Honey Cinnamon



Russet Mocha Espresso

PAINTED INTERIOR OPTIONS

Available on pine.



White Birch Bark Primed (for paint)



Canvas Sandtone Dark Bronze Black

Additional colors to match all 11 exterior colors are also available, contact your Andersen supplier.



A-Series casement and transom windows and Frenchwood® inswing patio door with sidelight and transoms with pine interior.

*Actual wood is sapele, a non-endangered species of mahogany, grown in Africa, with color and characteristics similar to American mahoganies. Interiors are unfinished unless a stain or paint option is specified. Naturally occurring variations in grain, color and texture of wood make each window one of a kind. Printing limitations prevent exact finish replication. Please see your Andersen supplier for actual finish samples.

A-Series casement window, diamond pattern grilles with traditional folding hardware - Black finish.



Beauty in the Details

It's the Little Things that Make the Biggest Impact.

Our hardware options make sure you have the style needed to enhance or complement the overall design of your home.

We also offer security sensors to give you peace of mind and the ability to monitor the status of your Andersen® windows or patio doors.

To learn more about our VeriLock® security sensors and Wireless Open/Closed sensors, see pages 26-27 or visit andersenwindows.com/connect.



The tilt-in feature of A-Series double-hung windows allow one-hand operation for easier cleaning.

• WINDOW HARDWARE •

DOUBLE-HUNG HARDWARE



Bold name denotes finish shown.

- Antique Brass
- Black
- Bright Brass
- Brushed Chrome
- Distressed Bronze
- Distressed Nickel
- Gold Dust
- Oil Rubbed Bronze
- Polished Chrome
- Satin Nickel**
- Stone
- White

CASEMENT AND AWNING HARDWARE



TRADITIONAL FOLDING

Bold name denotes finish shown.

- Antique Brass**
- Black
- Bright Brass
- Brushed Chrome
- Distressed Bronze
- Distressed Nickel
- Gold Dust
- Oil Rubbed Bronze
- Polished Chrome
- Satin Nickel
- Stone
- White



CONTEMPORARY FOLDING

- Black**
- Bright Brass
- Gold Dust
- Oil Rubbed Bronze
- Satin Nickel
- Stone
- White



Casement lock: Finish matches handle.

Operation: Casement hardware folds in to avoid interfering with window treatments.


WINDOW HARDWARE FINISH OPTIONS



Hardware sold separately. Distressed bronze and oil rubbed bronze are "living" finishes that will change with time and use. Printing limitations prevent exact finish replication. Please see your Andersen supplier for actual finish samples.

• PATIO DOOR HARDWARE •

Hardware for Every Door. Styles for Every Person.



YUMA®

Distressed Bronze | Distressed Nickel

ENCINO®

Distressed Bronze | Distressed Nickel

ANVERS®

Bright Brass | Oil Rubbed Bronze
Satin Nickel

NEWBURY®

Antique Brass | Bright Brass
Brushed Chrome
Oil Rubbed Bronze
Polished Chrome | Satin Nickel

FSB® HINGED PATIO DOOR HARDWARE

NEW

Durable, stainless steel FSB® hinged door hardware features clean lines and a sleek satin finish for a thoroughly modern look. Choose from four handle styles.



Satin Stainless Steel



1035

1075

1076

1102

A-Series patio door hardware is available in a variety of different designs to match virtually any style. Yuma®, Encino®, Anvers®, Newbury®, Covington™ and Whitmore® hardware options each feature solid, drop-forged brass for added strength, while Albany and Tribeca® hardware options are made of diecast zinc with durable powder-coated finishes. Additional hardware options such as exterior keyed locks, matching hinge finishes and more are also available. See pages 26-27 for information on the Yale® Assure Lock® and other Smart Home Solutions.



COVINGTON™
Antique Brass | Bright Brass
Oil Rubbed Bronze



WHITMORE®
Antique Brass | Bright Brass
Oil Rubbed Bronze | Satin Nickel



ALBANY
Black | Gold Dust
Stone | White



TRIBECA®
Stone | White



A-Series hinged inswing patio door with FSB® 1075 hardware.

DOOR HARDWARE FINISH OPTIONS



Hardware sold separately.
Matching hinges available in most hardware finishes for inswing patio doors.
Distressed bronze and oil rubbed bronze are "living" finishes that will change with time and use.
Bright brass and satin nickel finishes on patio door hardware feature a 10-year limited warranty.
Printing limitations prevent exact finish replication. See your Andersen supplier for actual finish samples.

A-Series casement, picture and transom windows with White interiors. Specified equal light grille pattern.

Best-in-Class Glass

• GLASS •

High-Performance Glass



Glass can affect energy efficiency more than any other part of a window or patio door — and not all glass performs the same. Some types of glass do a better job at insulating your home. Others provide greater clarity.

You can even choose glass to filter out specific kinds of light. Andersen offers one of the industry's widest arrays of glass options, enabling you to find the right choice for your climate and your home. Choose from these High-Performance glass options.

TRIPLE-PANE GLASS

Three panes of glass combine with either argon gas blend or air and Low-E coatings to provide enhanced energy performance. Add triple-pane glass to one of our windows or doors for maximum energy efficiency.

HEATLOCK® TECHNOLOGY

Our HeatLock coating can increase the energy efficiency of any A-Series window or patio door with Low-E4® or SmartSun™ glass. Applied to the room-side glass surface, it reflects heat back into the home for improved performance.



LOW-E4® SMARTSUN™ GLASS

It helps shield your home from the sun's heat, filtering out 95% of harmful UV rays while letting sunlight shine through, plus it provides all the benefits of Low-E4 glass.



LOW-E4 GLASS

Outstanding thermal performance for climates where both heating and cooling costs are a concern. It comes standard on all A-Series products and is up to 57% more energy efficient than ordinary dual-pane glass.*



LOW-E4 SUN GLASS

Outstanding thermal performance in southern climates where less solar heat gain is desired. It's tinted for maximum protection from the effects of intense sunlight while providing all the benefits of Low-E4 glass.

Additional glass options are also available. Visit andersenwindows.com or see your Andersen supplier.


PERFORMANCE COMPARISON OF ANDERSEN® GLASS OPTIONS

GLASS	ENERGY		LIGHT	
	U-FACTOR	SOLAR HEAT GAIN COEFFICIENT	VISIBLE LIGHT TRANSMITTANCE	UV PROTECTION
	How well a product prevents heat from escaping.	How well a product blocks heat caused by sunlight.	How much visible light comes through a product.	How well a product blocks ultraviolet rays.
SmartSun	● ● ● ○	● ● ● ●	● ● ● ○	● ● ● ●
SmartSun with HeatLock® Coating	● ● ● ●	● ● ● ●	● ● ○ ○	● ● ● ●
Low-E4	● ● ● ○	● ● ● ○	● ● ● ○	● ● ● ○
Low-E4 with HeatLock® Coating	● ● ● ●	● ● ● ○	● ● ● ○	● ● ● ○
Sun	● ● ● ○	● ● ● ●	● ○ ○ ○	● ● ● ○
PassiveSun®	● ● ● ○	● ○ ○ ○	● ● ● ○	● ● ● ○
Triple-Pane with Low-E coatings on two surfaces	● ● ● ●	● ● ● ○	● ● ● ○	● ● ● ●
Clear Dual-Pane	● ○ ○ ○	○ ○ ○ ○	● ● ● ●	○ ○ ○ ○

Center of glass performance only. Ratings based on glass options as of January, 2018. Visit andersenwindows.com for ENERGY STAR® map and NFRC total unit performance data.

PATTERNED GLASS

Patterned glass lets in light while obscuring vision and adds a unique decorative touch to your home.



Cascade and Reed patterns can be ordered with either a vertical or horizontal orientation.



Andersen® A-Series products are available with **impact-resistant glass** and structural upgrades to meet the tough building codes of hurricane-prone coastal areas. Visit andersenwindows.com/coastal for more information. See your local building code official for specific requirements.

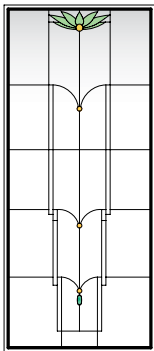
*Summer values are based on comparison of Andersen A-Series double-hung window SHGC to the SHGC for clear dual pane glass non-metal frame default values from the 2006, 2009, 2012, 2015 and 2018 International Energy Conservation Code "Glazed Fenestration" Default Tables.

Between-the-Glass Art Glass. Statements in Beauty, Style and Color.

A-Series products are available with between-the-glass art glass, which places the decorative panel between the glass panes, providing superior protection for the art glass and making it easy to keep clean. Contact your Andersen supplier for availability.

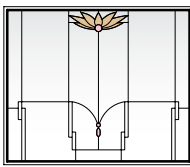


HISTORIC AND CLASSIC SERIES**



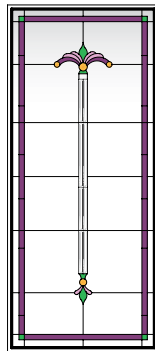
LOTUS

Light Green, Amber jewels and Green jewels



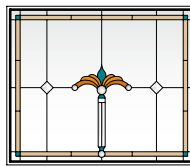
LOTUS

Sand, Pink jewels



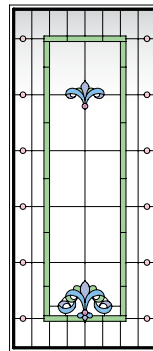
REGENCY

Deep Rose, Deep Green, Rose, and Opal Amber jewels



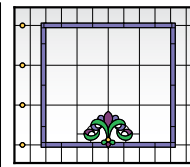
REGENCY

Sand, Deep Teal, Topaz, Copper and Smoke jewels



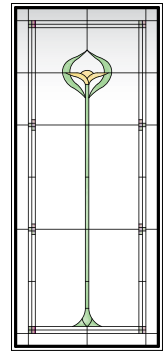
VICTORIA

Light Green, Lilac, Light Blue, Pink jewels and Lilac jewels



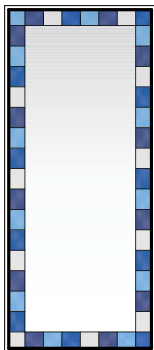
VICTORIA

Violet, Deep Rose, Deep Green and Amber jewels



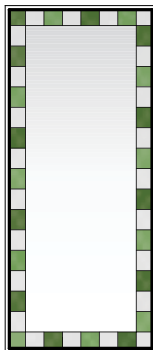
ARTS & CRAFTS

Olive Green, Pale Amber, Clear Waterglass and Avocado and Tangerine tiles




QUEEN ANNE

Pale Blue, Navy Blue, Clear Waterglass, Dark Blue, Clear




QUEEN ANNE


Olive Green, Clear Waterglass, Moss Green, Clear




RECTANGULAR GRID



DIAMOND LIGHTS



DIAMOND GRID



AMBER

** Classic Series art glass patterns are available with semi-privacy glass or clear antique glass in place of colored glass. Additional color palettes are available.



QUEEN ANNE DESIGN



VICTORIA DESIGN



ARTS & CRAFTS DESIGN

ART GLASS COLOR OPTIONS


You can order Andersen® art glass designs in standard color palettes, or create custom combinations. Color palettes and accent jewels for custom combinations are predetermined by style of art glass. In addition to the colored glass shown below, Clear, Clear Antique, Clear Waterglass, along with textured Semi-privacy (double glue chip) and Light Restoration glass, is also available. For more on custom capabilities, contact your Andersen supplier.



ACCENT JEWELS



IRIDESCENT ACCENT TILES




Art glass changes appearance greatly based on lighting in its environment, making it beautiful to look at, yet difficult to represent accurately in print. Printing limitations prevent exact color replication. Andersen art glass panel patterns vary based on window size and shape. Colors in the Classic Series and Historic Series may also vary. Contact your Andersen supplier for more information.

• GRILLES •



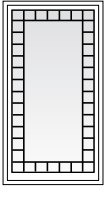
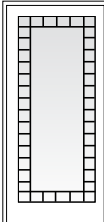
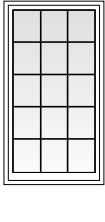
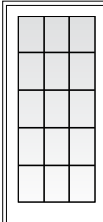
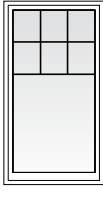
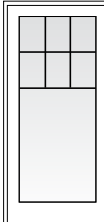
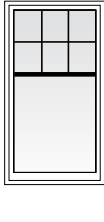
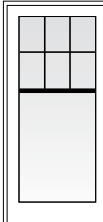
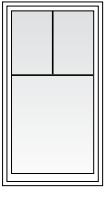
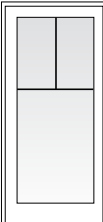
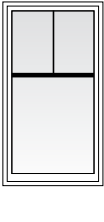
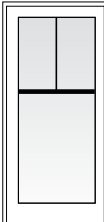




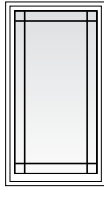
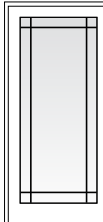
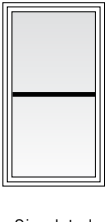
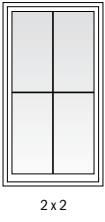
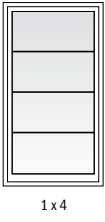
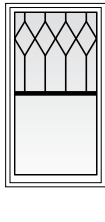
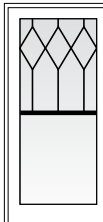
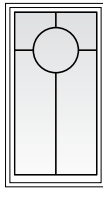
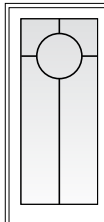
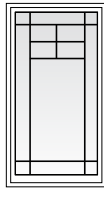
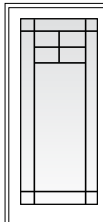
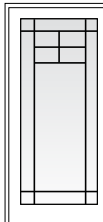
A-Series Grilles for Every Home.

Andersen® A-Series windows and doors offer a variety of architecturally authentic grille types and grille patterns, making it easy to fit both your style and your home's. For a signature look, we'll also work with you to create custom grille designs.

To see all the standard patterns available for a specific window or door, see your Andersen supplier.



A-Series casement windows with Dark Bronze exteriors and short fractional grille pattern.

									
Diamond	Queen Anne	Queen Anne	Queen Anne	Colonial	Colonial	Modified Colonial	Modified Colonial	Modified Colonial with 2 ¼" rail*	Modified Colonial with 2 ¼" rail*
									
Tall Fractional	Tall Fractional	Tall Fractional with 2 ¼" rail*	Tall Fractional with 2 ¼" rail*	Short Fractional	Short Fractional	Short Fractional with 2 ¼" rail*	Short Fractional with 2 ¼" rail*	Prairie A	Prairie A
									
Simulated Double-Hung Our 2 ¼-inch-wide grille can make a casement window look like a double-hung.	2x2	1x4	Specified Equal Light**	Specified Equal Light**	Custom Patterns				

* Simulated check rails are also available in 7/8" and 1 1/8" widths.

** Specify number of same-size rectangles wide or high. Some restrictions may apply. Some grille patterns not available in all configurations and products.

GRILLE WIDTHS (ACTUAL SIZE SHOWN)

Shown: Cross sections of grilles showing standard widths and profiles.

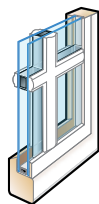


Our 2 1/4" wide grille can be positioned horizontally across the center of a casement window to simulate the look of a double-hung window.

GRILLE CONFIGURATIONS

FULL DIVIDED LIGHT

Give any window an authentic look with full divided light grilles that are permanently applied to the interior and exterior of your window with a spacer between the glass.



Permanent Exterior
Permanent Interior with Spacer

Spacer Option for Greater Energy Efficiency

The Energy Spacer option is available to help A-Series products with full divided lights and SmartSun™ glass be ENERGY STAR® certified in the Northern climate zone. Its narrow design helps to improve energy efficiency. Visit andersenwindows.com/energystar for more information.

SIMULATED DIVIDED LIGHT

Simulated divided light offers permanent grilles on the exterior and interior with no spacer between the glass. We also offer permanent exterior grilles with removable interior grilles, available in natural wood or prefinished white.



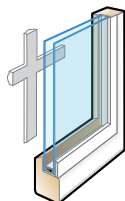
Permanent Exterior
Permanent Interior



Permanent Exterior
Removable Interior

CONVENIENT CLEANING OPTIONS

Removable interior grilles come off for easy cleaning. Andersen® Finelight™ grilles are installed between the glass panes and feature a contoured 3/4" or 1" profile.



Removable
Interior Grille



Finelight Grilles-
Between-the-Glass®



A-Series transom window and Frenchwood®, inswing patio door with Black interior and colonial full divided light grille.



Our Insect Screens Come in Many Types. Just Like Insects Do.

Optional insect screens are available for all A-Series products. Patio doors feature conventional Andersen® fiberglass insect screens. For windows, choose aluminum insect screens, or TruScene® insect screens that provide a clearer view, help bring the outdoors into your home and are less noticeable from the street.

TRUSCENE® INSECT SCREENS*

Made with a micro-fine stainless steel mesh that's one-third the diameter of conventional insect screen wire, TruScene insect screens provide 50% more clarity than conventional Andersen® insect screens. They allow more fresh air and sunlight in, while keeping out small insects.

* TruScene® insect screens are not available on patio doors. All comparisons are made to Andersen aluminum insect screens.

• INSECT SCREENS •

FRAME OPTIONS



Stone



White



Gold Dust

For casement and awning windows, aluminum insect screen frames are available in Stone, White or Gold Dust, shown at left from the interior, as well as all interior painted options – Sandtone, Canvas, Dark Bronze and Black. Insect screen frames for all other windows are installed on the exterior of the window and match the unit's exterior color.

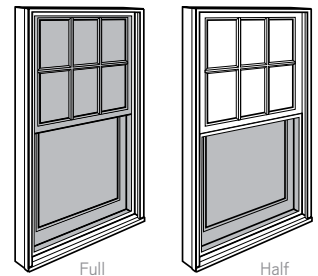
PREFINISHED WOOD FRAME OPTIONS

Frames of TruScene® insect screens for casement, awning and transom windows are also available in six wood-veneered options and six stain colors to match the interior finish. Pine veneer frame with clear finish is shown.



WINDOW INSECT SCREEN CONFIGURATIONS

Full insect screens are available for all operating Andersen® A-Series windows. Our double-hung windows also give you the option of half insect screens that cover only the lower sash.

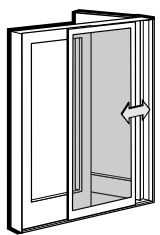


Full

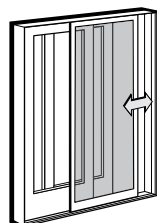
Half

PATIO DOOR INSECT SCREEN CONFIGURATIONS

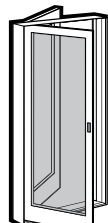
A-Series patio doors are also available with several styles of insect screens, including a premium top-hung gliding design for gliding and inswing doors.



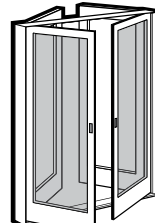
Single Top-Hung
Gliding for gliding and
inswing doors



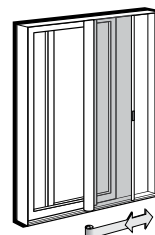
Single Gliding
for gliding and
inswing doors



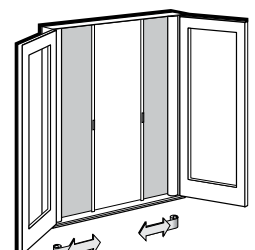
Single Hinged
for inswing
doors



Double Hinged
for inswing doors



Retractable for
gliding doors




Retractable for
outswinging doors

Retractable insect screens are available with interior canisters for outswing doors in White, Gold Dust or prefinished wood to match the door's interior. In addition, exterior canisters for gliding doors are color-matched to the outside color of the door.

The Smartest Technology for the Smartest Homes

Andersen® A-Series products can now be part of today's connected home. Manage the status of your windows and patio doors anytime and from anywhere and with our new Yale® Assure Lock® remotely lock or unlock your hinged patio doors. Learn more about managing security and the convenience and peace of mind Andersen smart home products offer at andersenwindows.com/connect.



A monitoring option for every home and lifestyle.

NEW

Yale® Assure Lock® for Andersen® Patio Doors*

Never worry about carrying or losing keys again. Monitor, lock and unlock from anywhere with the Yale Assure Lock. The sleek key free lock includes Bluetooth® for keyless unlocking and is compatible with Z-Wave® for integration with a wide range of smart home platforms.



Yale Assure Lock shown on A-Series Frenchwood® hinged patio door.

FEATURES/BENEFITS

- **One-Touch Locking**
Lock up without the hassle of keys by simply tapping the keypad.
- **Key Free**
No cylinder means no lost keys and no pick and bump break-ins.
- **Battery Back-Up**
Never lose power, the lock can be energized with a 9V battery.
- **VeriLock® Security Sensors**
Know whether your doors are open, closed, locked or unlocked.**
- **Smart Home Integration**
Monitor, lock and unlock from anywhere.



* Available on select Andersen hinged patio doors, see your Andersen supplier for details.

** When properly configured and maintained with a professionally installed security system and/or self-monitoring system compatible with Honeywell® 5800 controls. See your supplier for more information.

All marks where denoted are trademarks of their respective owners. Yale manufactures and supports the limited warranty for Yale Assure Lock for Andersen patio doors.



Satin Nickel

Yale Assure Lock is available with Anvers® hardware in a Satin Nickel finish. For additional finish options, please see your Andersen Supplier.

Wireless Open/Closed Sensors

These wireless sensors provide the peace of mind of knowing whether windows and patio doors are open or closed.*



Open/closed sensors shown on A-Series double-hung window.

FEATURES/BENEFITS

- Easy Installation**
 No tools are required to install our sensors. Simply place the sensor on a window or patio door and line up the magnet with the sensor until the LED glows blue.**
- Maintains Warranty**
 No drilling required which can void warranties.
- Compact Design**
 Sleek, compact design for a clean appearance, available in a variety of colors to blend in with the window or patio door.

COLORS



White Canvas Sandtone Dark Bronze

VeriLock® Security Sensors

With the most advanced technology in the industry, VeriLock® security sensors not only indicate whether windows and patio doors are open or closed, they even tell you if they are locked or unlocked.* No other sensor can do that.




White VeriLock sensor shown on A-Series Frenchwood® inswing patio door with Satin Nickle hardware.

FEATURES/BENEFITS

- Maintains Warranty**
 No drilling required which can void warranties.
- Helps Maximize Energy Efficiency**
 Windows that are closed, but unlocked, lose air at a rate up to 3X that of a closed and locked window. VeriLock sensors tell you which windows and patio doors are open or unlocked* so you can help manage air loss.**
- Preserves Beauty**
 Available in a variety of colors to compliment many Andersen hardware or interior finishes.

COLORS



White Gold Dust Taupe Gray Stone Black

* When properly configured and maintained with a professionally installed security system and/or self-monitoring system compatible with Honeywell® 5800 controls. See your Andersen supplier for more information.

** Based on testing of thirty-two (32) A-Series double-hung windows. Air loss through unlocked windows will vary based on window type and age, pressure differential, temperatures inside and outside the home, altitude and application.



IMPROVING THE VIEW OUTSIDE THE ENVIRONMENT HAS A BUSINESS PARTNER

Respect for the environment is nothing new at Andersen. For more than a century, it's been part of who we are. Our commitment to recycle and reclaim materials began simply because it was good business. Now it's part of our commitment to sustainability and responsible stewardship of all our resources. Andersen is committed to providing you with long-lasting,* energy-efficient windows and doors.

Visit andersencorporation.com or andersenwindows.com/sustainability for more information.



Andersen makes windows and doors with options that make them ENERGY STAR® v. 6.0 certified throughout the United States.



Andersen is a charter member of the **U.S. Green Building Council** and a strong supporter of its LEED® (Leadership in Energy and Environmental Design) National Green Building Standard rating system.



Andersen was the first window and door manufacturer with **Green Seal™** certified products. Please visit our website at andersenwindows.com for a list of certified products.

Celebrating 115 Years 1903-2018

Andersen WINDOWS • DOORS **AW**



10% POST CONSUMER RECYCLED FIBER

Printed on FSC® certified paper, with a minimum of 10% post-consumer recovered fiber. The cover paper is produced using Green-e certified renewable energy.

*Visit andersenwindows.com/warranty for details.

All trademarks where denoted are marks of their respective owners. ©2018 Andersen Corporation. All rights reserved. 07/18 Part #9066670